



Mounting instruction
Triumph MC ignition switch relocation bracket
(Cod. 309010)




Installation Time : 15 minute

Tools Requirement : 1) Scissor Bike lifter (JACK)

3) Allen Wrench 4-8mm.

4) Open End box wrench 8 mm.



1

Support the bike using scissor lifter under frame
Unfasten and remove two bolt as foto.




2

Apply the plate to ignition switch.
Insert two M5 bolts and washers.



3

Screw and tighten the lock nuts.
Insert the bolts m10 and thickness as picture.



4

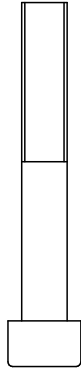
Attach the bracket to the frame (55nm).
Connect the ignition switch.

Ignition Switch Relocation Bracket code 309010

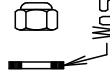
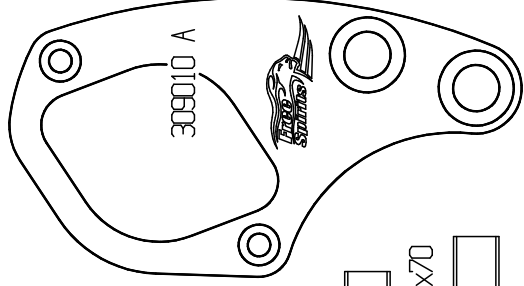
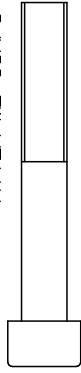
Allen M5x30



Allen M5x30



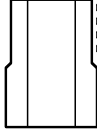
Allen MB 10x70



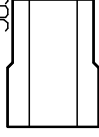
Washer M6



Lock Nut M5



309010 B



Right Side

